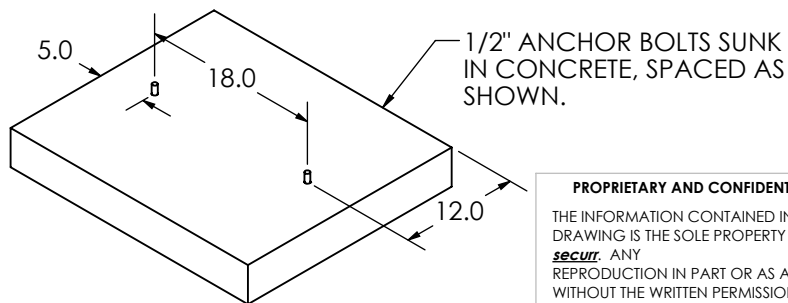
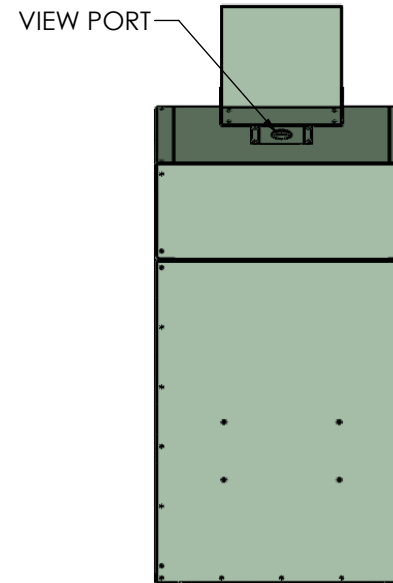

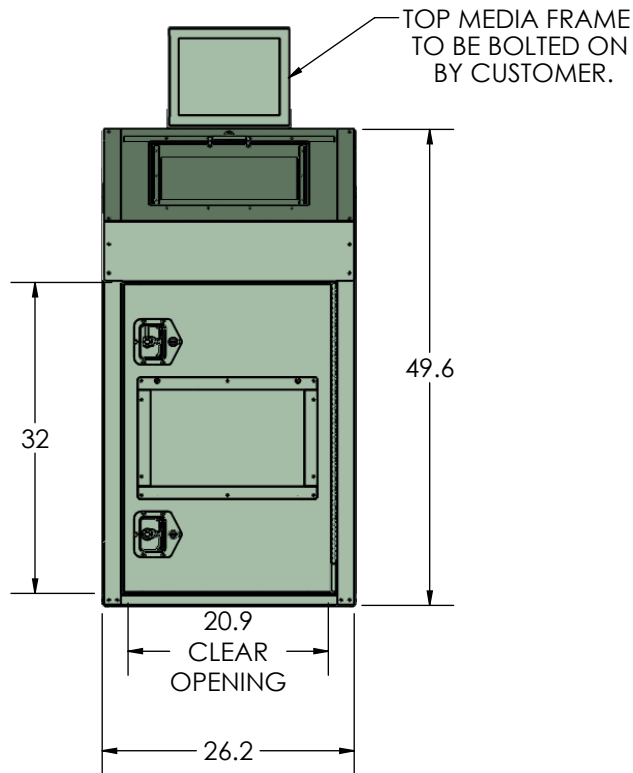



NOTES:

- HEAVY DUTY GALVANNEALED STEEL CONTRUCTION TO RESIST CORROSION.
- POWDER COAT FINISH.
- OVERALL DIMENSIONS 26.2 W x 22.9 D x 49.6 H.
- LOCKABLE CHUTE.
- REAR VIEW PORT.
- FITS 18 UP TO 38 GAL. CONTAINER.
- DOOR CLEARANCE IS 20.9"W x 32"H.
- CHUTE INSIDE DIMENSIONS ARE 14"W x 6" H.
- BOTTOM ADVERTISING AREA IS 11"(H) X 17 " (W) VIEWABLE AREA IS 10" (H) X 16" (W).
- TOP ADVERTISING AREA IS 8.5"(H) X 11 " (W) VIEWABLE AREA IS 8" (H) X 10.5" (W).
- MAXIMUM MEDIA THICKNESS IS 1/16".



PROPRIETARY AND CONFIDENTIAL

THE INFORMATION CONTAINED IN THIS DRAWING IS THE SOLE PROPERTY OF **securr**. ANY REPRODUCTION IN PART OR AS A WHOLE WITHOUT THE WRITTEN PERMISSION OF **securr** IS PROHIBITED.

UNLESS OTHERWISE SPECIFIED:

DIMENSIONS ARE IN INCHES
TOLERANCES:
FRACTIONAL: ±0.15
ANGULAR: MATCH
BEND ±
TWO PLACE DECIMAL ±0.020
THREE PLACE DECIMAL ±0.010

PHONE: (909) 605-0538

FAX: (909) 605-7780

www.securr.com

DO NOT SCALE DRAWING

	NAME	DATE
DRAWN	JCERDA	
CHECKED		
ENG APPR.	D MOORE	
MFG APPR.		
Q.A.		

COMMENTS:

1390 S. MILLIKEN AVE
ONTARIO CA 91761



TITLE:

MW01-D-003

SIZE
A

REV

SCALE: 1:16 WEIGHT:

SHEET 1 OF 1