



Fiscal Year
2024

**Capital Improvement
Program (CIP) Budget**

CAPITAL IMPROVEMENT PROGRAM OVERVIEW

INTRODUCTION

The City of Fort Bragg's Five-Year Capital Improvement Program (CIP) outlines current and future infrastructure needs and capital funding priorities in the following areas:

- (i) **Municipal Facilities,**
- (ii) **Parks & Community Services,**
- (iii) **Street Maintenance & Traffic Safety,**
- (iv) **Storm Drains,**
- (v) **Water Enterprise,**
- (vi) **Wastewater Enterprise.**

The CIP is an important planning tool that identifies and prioritizes all major capital projects in the City. It helps determine funding sources and needs.

In general, the CIP provides funding for infrastructure construction and non-routine maintenance, while funding for routine infrastructure maintenance is appropriated in the operating budget and in other special revenue funds. CIP projects, including streets, buildings, recreational facilities, and parks are defined as assets with an initial individual cost of at least \$50k and an estimated useful life of greater than two years. Acquisitions of other capital assets (such as machinery, furniture, and vehicles) are generally accounted for in an internal service fund or departmental account that is responsible for financing each expenditure. Cost estimates are prepared for each capital project using current year dollars.

The CIP shows detailed expenditures and funding for capital projects over the next five years, covering FY 2024 through FY 2028. "Prior Year" funding for projects which span multiple years is also shown. The CIP also includes a "Beyond CIP" category that recognizes the importance of planning for future significant capital projects beyond the five-year CIP timeframe.

The projects planned for FY 2024 include expenditures that will be appropriated through the FY 2024 Budget adoption process. Projected expenditures shown for FY 2023/24 through FY 2027/28 and Beyond CIP are provided primarily for project planning and long-range financial planning purposes and do not reflect a commitment of funds. Expenditure approval will be sought for these projects during the appropriate fiscal year.

CIP PROJECT DETAILS: WASTEWATER ENTERPRISE

The CIP is comprised of 47 projects with a total cost of approximately \$146 million. For FY 2024, 25 projects totaling approximately \$21.3 million are recommended for appropriation. The FY 2022/23 priorities will focus largely on the water system, including the design and permitting of the remaining portions of the raw water transmission main that are overdue for replacement. In addition, the raw water pond and water treatment plant are ready for rehabilitation. The 2022 Street projects include substantial rehabilitation to the Franklin Street corridor downtown, including installing bollards and rehabilitated stamped crosswalks and light poles.

The CIP is organized as follows:

1. FY 2024-2028 Five Year Capital Improvement Program – Expenditures by Category
2. FY 2024-2028 Five Year Capital Improvement Program – Expenditures by Source
3. FY 2024-2028 Capital Improvement Program Projects Detail



CIP PROJECT DETAILS: WASTEWATER ENTERPRISE

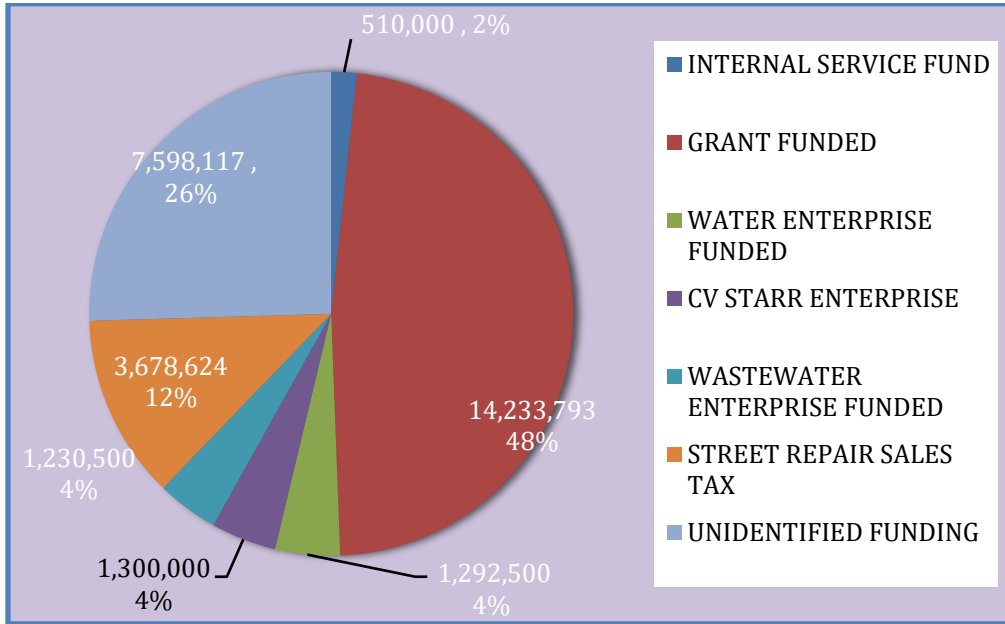
FY 2023-2028 CAPITAL IMPROVEMENT PROGRAM BY CATEGORY											
Fund	Project	Funding Source	Prior FY(s)	FY 23/24 Proposed Budget	FY 24/25 Projected	FY 25/26 Projected	FY 26/27 Projected	FY 27/28 Projected	Est. 5 year Total	Beyond CIP	Total Project Costs
MUNICIPAL FACILITIES											
416	Guest House Rehabilitation	ISF			\$ 80,000				\$ 80,000		\$ 80,000
	Broadband - Fiber	ARPA/UI	103,963	6,000,000	9,000,000				15,103,963		15,103,963
417	City Hall - Roof and Solar	ISF		150,000					150,000		150,000
	City Hall - Siding Replace - East Side	ISF		70,000					70,000		70,000
	City Hall - Siding Replace - South Side	ISF			85,000				85,000		85,000
	Lighting Replacement - OBF	PGE	150,000						150,000		150,000
428	EV Charging Station - PD			232,951					232,951		232,951
	E. City Hall, Rehabilitation & Stabilizatio	U/I							-	200,000	200,000
	Town Hall Bathrooms, Windows,Paint, Wall repair	ISF	40,000	140,000					180,000		180,000
424	Main St Fire Station Rehab	CDBG	39,804	150,572	8,500,000				8,690,376		8,690,376
	Fire Station Roof	UI		100,000					100,000		100,000
427	Police Department Roof Replacement - Solar	ISF	-	80,000					80,000		80,000
427	Police Department Paint and Repairs	ISF		70,000					70,000		70,000
427	Corporation Yard Roof Replacement	ISF	105,000						105,000		105,000
	Total Municipal Facilities		\$ 438,767	\$ 7,544,523	\$ 17,665,000	\$ -	\$ -	\$ -	\$ 25,648,290	\$ 200,000	\$ 25,848,290
PARKS & COMMUNITY SERVICES											
419	Bainbridge Park Improvements	U/I		1,691,279					1,691,279		1,691,279
	Pomo Bluffs Park - Parking lot rehabilitation	U/I					50,000		50,000		50,000
	Total Parks & Community Services		\$ -	\$ 1,691,279	\$ -	\$ -	\$ 50,000	\$ -	\$ 1,741,279	\$ -	\$ 1,741,279
STREET MAINTENANCE & TRAFFIC SAFETY											
	2025 Pavement Preservation Project	LPP/LOCAL STREETS	-	230,000	2,829,634				3,059,634		3,059,634
421	Bollard and Street Light Project	local streets	299,277						299,277		299,277
	Rule 20 Project	U/I							-	1,319,000	1,319,000
421	Systematic Improvements at Unsignaliz	HSIP/Local		91,600					91,600		91,600
421	Street Rehabilitation 2022/23	LPP/Streets/CRSAA/Ent	296,339	4,086,429					4,382,768		4,382,768
	Total Street Maint. & Traffic Safety		\$ 595,615	\$ 4,408,029	\$ 2,829,634	\$ -	\$ -	\$ -	\$ 7,833,278	\$ 1,319,000	\$ 9,152,278
CV STARR ENTERPRISE											
810	Ultra Violet Disinfection System Replacement - Comp and Leisure	CV Starr	160,600						160,600		160,600
810	Domestic Ho Water #1 and #2	CV Starr	157,000						157,000		157,000
810	HVAC Air Intake Redesign	CV Starr		1,300,000					1,300,000		1,300,000
810	Facility Roof Repair/Skylights	CV Starr			375,000				375,000		375,000
810	Water Slide Staircase Rehabilitation	CV Starr				150,000			150,000		150,000
810	Receptoin Desk Area Rehabilitation	CV Starr					150,000		150,000		150,000
	Total CV Starr Enterprise		\$ 317,600	\$ 1,300,000	\$ 375,000	\$ 150,000	\$ 150,000	\$ -	\$ 2,292,600	\$ -	\$ 2,292,600
WATER ENTERPRISE											
	Madsen Hole Ranney - Design	Water Ent			300,000				300,000		300,000
	Desalination - Ocean Intake - Design	U/I			2,000,000	2,250,000	1,000,000		5,250,000		5,250,000
	Oneka Buoy - Desalination	DWR		800,000	600,000				1,400,000		1,400,000
651	Water Treatment Plant Overhaul	SRF	426,000	5,276,000	5,300,000				11,002,000		11,002,000
651	Pudding Creek Water Main Relocation	Water Ent	102,000	812,000					914,000		914,000
651	Raw Water Line Engineering and Construction, All Phases	Water Ent/DWR	625,000	4,055,000	4,800,000				9,480,000		9,480,000
651	Raw Water Reservoirs - 135 AF	UI	2,950,000	1,000,000	10,000,000	13,000,000			26,950,000		26,950,000
651	Distribution System Rehabilitation	Water Ent	850,000			15,000,000			15,850,000		15,850,000
651	Water Meter Replacement	CDBG	2,036,579	826,703					2,863,282		2,863,282
651	Extend Water System into North of Pudding Creek	Water Ent		300,000	2,100,000				2,400,000		2,400,000
	Recycled Water - Design	BOR		500,000	9,000,000				9,500,000		9,500,000
	Water Tank #1 Replacement	U/I							-	2,000,000	2,000,000
	Total Water Enterprise		\$ 6,989,579	\$ 13,569,703	\$ 34,100,000	\$ 30,250,000	\$ 1,000,000	\$ -	\$ 85,909,282	\$ 2,000,000	\$ 87,909,282
WASTEWATER ENTERPRISE											
716	Collection System Rehabilitation	WW/UI		750,000	12,000,000				12,750,000		12,750,000
716	Pudding Creek Sewer Main Relocation	WW Fund	400,000						400,000		400,000
716	Onsite Sodium Hypochlorite Generator	WW Fund	300,000						300,000		300,000
716	Elm Street Pump Station Header	WW Fund	80,000						80,000		80,000
716	Dryer Building Reconstruction	WW Fund		170,000					170,000		170,000
716	Extend Sewer System North of Pudding	UI			1,750,000				1,750,000		1,750,000
716	Biosolids Storage Structure	WW Fund		130,000					130,000		130,000
	Total Wastewater Enterprise		\$ 780,000	\$ 1,050,000	\$ 13,750,000	\$ -	\$ -	\$ -	\$ 15,580,000	\$ -	\$ 15,580,000
STORM WATER											
	Trash Capture Devices	U/I, Streets					1,500,000		1,500,000		1,500,000
	Trash Can Replacement	Caltrans		280,000					280,000		280,000
	Total Storm Water		\$ -	\$ 280,000	\$ -	\$ -	\$ 1,500,000	\$ -	\$ 1,780,000	\$ -	\$ 1,780,000
	Grand Total		\$ 9,121,561	\$ 29,843,534	\$ 68,719,634	\$ 30,400,000	\$ 2,700,000	\$ -	\$ 140,784,729	\$ 3,519,000	\$ 144,303,729

CIP PROJECT DETAILS: WASTEWATER ENTERPRISE

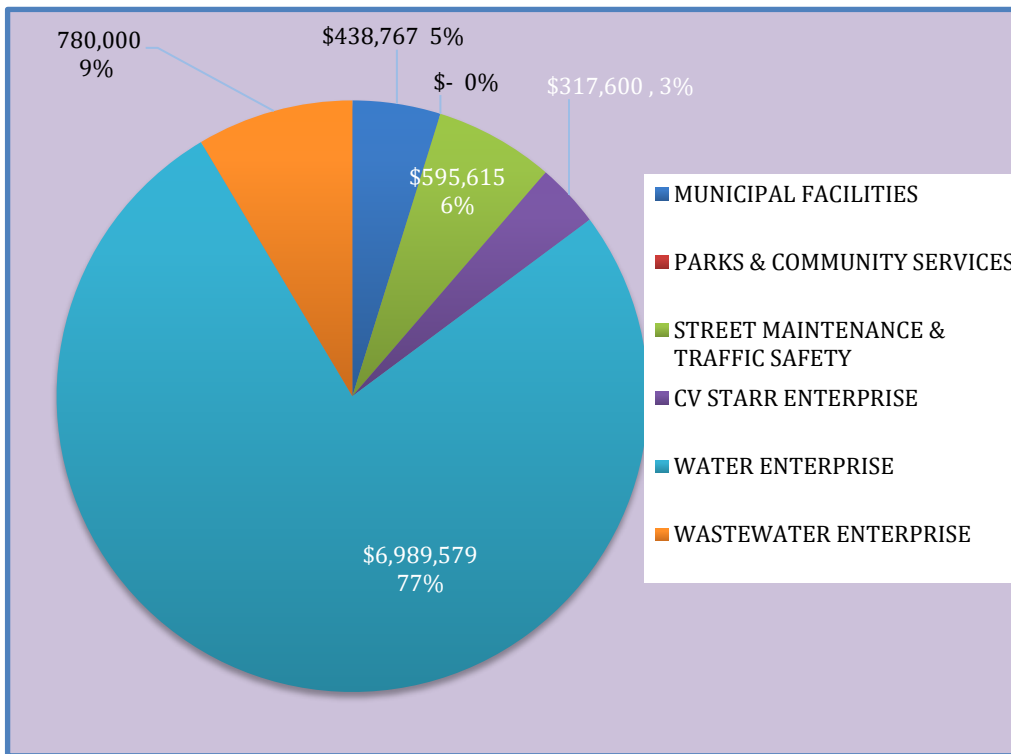
CIP: FUNDING SOURCE FY 2023-2028										
Fund No.	Funding Source/ Project Name	Prior FY(s)	FY 23/24 Proposed Budget	FY 24/25 Projected	FY 25/26 Projected	FY 26/27 Projected	FY 27/28 Projected	Est. 5 year Total	Beyond CIP	Estimated Total Funding
INTERNAL SERVICE FUNDED										
520	Guest House Rehabilitation - Foundation	-		80,000				80,000		80,000
520	City Hall - Roofing - Solar		150,000					150,000		150,000
	City Hall - Siding Replace - East Side		70,000					70,000		70,000
	City Hall - Siding Replace - South Side			85,000				85,000		85,000
520	East City Hall, Structural, Pool Bldg. & Other		-					-	200,000	200,000
520	Town Hall Bathrooms, Windows, Paint and wall repair	40,000	140,000					180,000		180,000
520	Police Dept. Roof Replacement - Solar		80,000					80,000		80,000
520	Police Dept. Paint and repairs		70,000					70,000		70,000
520	Corporation Yard Roofing	105,000						105,000		105,000
	Total ISF	\$ 145,000	\$ 510,000	\$ 165,000	\$ -	\$ -	\$ -	\$ 820,000	\$ 200,000	\$ 1,020,000
GRANT FUNDED										
	Main St Fire Station Rehab - CDBG	39,804	150,572					190,376		190,376
	Broadband - Fiber	103,963	1,744,162					1,848,125		1,848,125
223	Raw Water Line Engineering and Construction, All Phases	625,000	4,055,000	4,800,000				9,480,000		9,480,000
	Water Treatment Plant Overhaul	426,000	5,276,000	5,300,000				11,002,000		11,002,000
	Trash Can Replacement - Caltrans		280,000					280,000		280,000
	Lighting Replacement - OBF	150,000	-					150,000		150,000
	EV Charging Station - PD D1 Funds		232,951					232,951		232,951
	Recycled Water - Design		500,000	9,000,000				9,500,000		9,500,000
223	D1 Funds- 2022/23 Streets Project		206,405					206,405		206,405
	CRRSAA- 2022/23 Streets Project		162,000					162,000		162,000
	Oneka Buoy - Desalination		800,000	600,000				1,400,000		1,400,000
	Water Meter Replacement-CDBG	2,036,590	826,703					2,863,293		2,863,293
	Total Grants	\$ 3,381,347	\$ 14,233,793	\$ 19,700,000	\$ -	\$ -	\$ -	\$ 37,315,140	\$ -	\$ 37,315,140
CV STARR ENTERPRISE FUNDED										
810	Ultra Violet Disinfection System Replacement - Comp and Leisure	160,600						160,600		160,600
810	Domestic Ho Water #1 and #2	157,000						157,000		157,000
810	HVAC Air Intake Redesign		1,300,000					1,300,000		1,300,000
810	Facility Roof Repair/Skylights			375,000				375,000		375,000
810	Water Slide Staircase Rehabilitation				150,000			150,000		150,000
810	Receptoin Desk Area Rehabilitation					150,000		150,000		150,000
	Total CV Starr Enterprise	\$ 317,600	\$ 1,300,000	\$ 375,000	\$ 150,000	\$ 150,000	\$ -	\$ 2,292,600	\$ -	\$ 2,292,600
WATER ENTERPRISE FUNDED										
615	Madsen Hole Ramney - Design			300,000				300,000		300,000
	Extend Water System into North of Pudding Creek		300,000	2,100,000				2,400,000		2,400,000
	Street Rehabilitation 2022/23		180,500					180,500		180,500
	Pudding Creek Water Main Relocation	102,000	812,000					914,000		914,000
	Raw Water Resenoirs - 135 AF Phases	2,950,000						2,950,000		2,950,000
	Distribution System Rehabilitation	850,000	-					850,000		850,000
	Total Water Enterprise	\$ 3,902,000	\$ 1,292,500	\$ 2,400,000	\$ -	\$ -	\$ -	\$ 7,594,500	\$ -	\$ 7,594,500
WASTEWATER ENTERPRISE FUNDED										
716	Collection System Condition Assessment		750,000					750,000		750,000
716	Street Rehabilitation 2022/23		180,500					180,500		180,500
	Onsite Sodium Hypochlorite Generator	300,000						300,000		300,000
	Elm Street Pump	80,000						80,000		80,000
	Pudding Creek Water Main Relocation	400,000						400,000		400,000
716	Dryer Building Reconstruction		170,000					170,000	-	170,000
716	Biosolids Storage Structure		130,000					130,000		130,000
	Total Wastewater Enterprise Funds	\$ 780,000	\$ 1,230,500	\$ -	\$ -	\$ -	\$ -	\$ 2,010,500	\$ -	\$ 2,010,500
STREET REPAIR SALES TAX										
250	Bollard and Street Light Project	299,277	-					299,277		299,277
222	Systematic Imp at Unsignalized Intersections - HSIP		73,890					73,890		73,890
250	Systematic Imp at Unsignalized Intersections - Special Sales Tax		17,710					17,710		17,710
222	2025 Pavement Preservation Project - LPP		230,000					230,000		230,000
250	2025 Pavement Preservation Project - Special Sales Tax		-	2,829,634				2,829,634		2,829,634
222	Street Rehabilitation 2022/23 - LPP		600,000					600,000		600,000
								-		-
222	Street Rehabilitation 2022/23 - HSIP		248,130					248,130		248,130
250	Street Rehabilitation 2022/23 -Special Sales Tax	296,339	2,508,894					2,805,233		2,805,233
	Total Street Repair Tax Funds	\$ 595,615	\$ 3,678,624	\$ 2,829,634	\$ -	\$ -	\$ -	\$ 7,103,873	\$ -	\$ 7,103,873
UNIDENTIFIED FUNDING										
	Desalination - Ocean Intake - Design			2,000,000	2,250,000	1,000,000		5,250,000		5,250,000
	Bainbridge Park Improvements		1,691,279					1,691,279		1,691,279
	Bainbridge Park Soccer Fields		551,000					551,000		551,000
	Broadband - Fiber		4,255,838	9,000,000				13,255,838		13,255,838
	Fire Station Roof		100,000					100,000		100,000
	Distribution System Rehabilitation				15,000,000			15,000,000		15,000,000
	Extend Sewer System North of Pudding			1,750,000				1,750,000		1,750,000
	Main St Fire Station Rehab			8,500,000				8,500,000		8,500,000
	Water Tank #1 Replacement							-	2,000,000	2,000,000
	Trash Capture Devices					1,500,000		1,500,000		1,500,000
	Collection System Condition Assessment			12,000,000				12,000,000		12,000,000
	Pomo Bluffs Park - Parking lot rehabilitation					50,000		50,000		50,000
	Raw Water Resenoirs - 135 AF		1,000,000	10,000,000	13,000,000			24,000,000		24,000,000
	Rule 20 Project (undergrounding utilities)							-	1,319,000	1,319,000
	Total Unidentified Funding	\$ -	\$ 7,598,117	\$ 43,250,000	\$ 30,250,000	\$ 2,550,000	\$ -	\$ 83,648,117	\$ 3,319,000	\$ 86,967,117
TOTALS		\$ 9,121,562	\$ 29,843,534	\$ 68,719,634	\$ 30,400,000	\$ 2,700,000	\$ -	\$ 140,784,730	\$ 3,519,000	\$ 144,303,730

SUMMARY OF CAPITAL IMPROVEMENT PROGRAM

FY 2023/24 CIP PROJECT FUNDING



FY 2023/24 CIP BY CATEGORY



TOTAL CIP PROJECT: \$ 20,004,264

CAPITAL IMPROVEMENT PROGRAM DETAIL

CIP PROJECT DETAILS: WASTEWATER ENTERPRISE

Project: BROADBAND FIBER

Category:	Other
Department:	Public Works
Task Code:	TBD
Fund:	ARPA, UI
Funding Source(s):	
Est. Project Costs:	
Est. Completion Date:	FY 25/26
Project Lead:	Sarah McCormick

Project Description

This project involves City-wide construction of digital infrastructure (underground conduit, fiber, and electronics) through a fiber-to-the-premise (FTTP) network, with speeds up to 10Gbps. When this project is completed, nearly 3,100 households and 900 businesses will have access to 21st century gigabit speeds and be poised for long-term economic growth.

The overall project is comprised of three primary infrastructure components: 1) middle mile distribution systems; 2) data center electronics; and 3) fiber to the premise drops. A centralized data center will be hosted at City Hall, 416 N Franklin Street by repurposing an existing locker room adjacent to gymnasium. This location requires redesign for level 4 earthquake bracing, a 4-ohm or less ground bar will need to be connected to the building's master ground bar and fire suppression equipment installed. The site is situated to accommodate diverse dual entrance conduits connected to AT&T back haul services and has existing backup generator capabilities.

Nine distribution areas (DA) will be placed throughout the city, designed with passive splitter cabinets and sized for potential 864 customers each to facilitate future growth. These locations will serve as the aggregated fiber locations where conduit, fiber cable, and fiber distribution terminals will be fed from.

Project Status	Priority: NONE
-----------------------	-----------------------

Project is in design phase and currently seeking additional funding for construction.

Project Cost Details

Funding Source(s):	ACTIVITY				
	Prof. Services	Constuction	Const. Support	Other	Total
ARPA	104,000				104,000
UI		15,000,000			15,000,000
					0
					0
Total Project Cost:	\$ 104,000	\$ 15,000,000	\$ -	\$ -	\$ 15,104,000

Operating Impact of Project

Expenditure Line Item:	Prior Year	Fiscal Year						Total
		23-24	24-25	25-26	26-27	27-28	Future	
Personnel Costs		50,000	150,000	150,000	150,000	150,000	150,000	800,000
Maintenance & Repair				10,000	10,000	10,000	10,000	40,000
Extra				20,000	20,000	20,000	20,000	80,000
Total Operating Impact	0	50,000	150,000	180,000	180,000	180,000	180,000	920,000

CIP PROJECT DETAILS: WASTEWATER ENTERPRISE

Project: CITY HALL-ROOF AND SOLAR

Category:	Municipal Facilities
Department:	Public Works
Task Code:	PWP 00095
Fund:	417
Funding Source(s):	Internal Services Fund
Est. Project Costs:	\$90,000.00
Est. Completion Date:	FY 23/24
Project Lead:	Undetermined

Project Description

Rehabilitation from deferred maintenance has been on-going for several years. The remaining large capital project is to repair the roof over City Hall. Other smaller projects planned for the four years are detailed in the Internal Service Fund table for facilities.

Project Status	Priority:	NONE
-----------------------	------------------	-------------

As part of a consolidated contract with the Guest House, City Hall was painted during FY 17/18. In addition, an electric vehicle charging station was installed in the adjacent parking lot. This work was done in partnership with the Mendocino Land Trust using funding from PG&E. It is a single charging station that can accommodate two electric vehicles simultaneously.

Project Cost Details

Funding Source(s):	ACTIVITY				
	Prof. Services	Constuction	Const. Support	Other	Total
Fund: 530					0
Internal Service Fund		150,000			150,000
					0
					0
Total Project Cost:	0	150,000	0	0	150,000

Operating Impact of Project

Expenditure Line Item:	Prior Year	Fiscal Year						Total
		23-24	24-25	25-26	26-27	27-28	Future	
Personnel Costs								\$0
Maintenance & Repair		\$5,000	\$5,000	\$5,000	\$5,000	\$5,000	\$150,000	\$175,000
Extra	\$207	\$213	\$300	\$310	\$310	\$310	\$1,230	\$2,880
Total Operating Impact	\$207	\$5,213	\$5,300	\$5,310	\$5,310	\$5,310	\$151,230	\$177,880

CIP PROJECT DETAILS: WASTEWATER ENTERPRISE

Project: City Hall- Siding Replace- East Side

Category:	Municipal Facilities
Department:	Public Works
Task Code:	PWP
Fund:	ISF
Funding Source(s):	Facilities
Est. Project Costs:	\$70,000.00
Est. Completion Date:	FY 24/25
Project Lead:	Undetermined

Project Description

City Hall requires a face lift to overcome the multiple layers of failed paint over the past one hundred years. The project will include the removal and replacement of siding material on the east side of the building. The material to be used for the project will be fiber cement board. This will provide a long lasting material with low maintenance.

Project Status	Priority:	NONE
-----------------------	------------------	-------------

[Expand as needed]

Project Cost Details

Funding Source(s):	ACTIVITY				
	Prof. Services	Constuction	Const. Support	Other	Total
Fund: 530					0
Internal Service Fund		70,000			70,000
					0
					0
Total Project Cost:	0	70,000	0	0	70,000

Operating Impact of Project

Expenditure Line Item:	Prior Year	Fiscal Year						Total
		23-24	24-25	25-26	26-27	27-28	Future	
Personnel Costs			10,000					10,000
Maintenance & Repair			500	500	500	500	500	2,500
Extra			100	100	100	100	100	500
Total Operating Impact	0	0	10,600	600	600	600	600	13,000

CIP PROJECT DETAILS: WASTEWATER ENTERPRISE

Project: PD EV Charging Stations

Category:	Municipal Facilities
Department:	Public Works
Task Code:	PWP 00126
Fund:	ISF
Funding Source(s):	PG&E/ISF
Est. Project Costs:	
Est. Completion Date:	FY 23/24
Project Lead:	Undetermined

Project Description

Installation of five EV charging stations at the Police Department for the electric patrol vehicles.

Project Status	Priority:	NONE
-----------------------	------------------	-------------

This project is in the planning stage. Construction expected late 2023 to early 2024.

Project Cost Details

Funding Source(s):	ACTIVITY				
	Prof. Services	Constuction	Const. Support	Other	Total
Fund: 530			5000		\$ 5,000
Internal Service Fund		233000			\$ 233,000
					\$ -
					\$ -
Total Project Cost:	\$ -	\$ 233,000	\$ 5,000	\$ -	\$ 238,000

Operating Impact of Project

Expenditure Line Item:	Prior Year	Fiscal Year						Total
		23-24	24-25	25-26	26-27	27-28	Future	
Personnel Costs		2500	3000	3000				\$ 8,500
Maintenance & Repair			700	700	700	700	4000	\$ 6,800
Extra								\$ -
Total Operating Impact	\$ -	\$ 2,500	\$ 3,700	\$ 3,700	\$ 700	\$ 700	\$ 4,000	\$ 15,300

CIP PROJECT DETAILS: WASTEWATER ENTERPRISE

Project:	TOWN HALL & FACILITIES REMODELS (TOWN HALL, PD, DRYER BUILDING)
-----------------	--

Category:	Municipal Facilities
Department:	Public Works
Task Code:	PWP 00122
Fund:	423,
Funding Source(s):	Internal Services Fund; WW Fun
Est. Project Costs:	\$350,000.00
Est. Completion Date:	FY 24/25
Project Lead:	Alfredo Huerta

Project Description	
---------------------	--

The Town Hall Remodel Project will repair damage caused by moisture near doors and windows, update storage and AV areas and retrofit the restrooms to make them more accessible and visible for public use. In addition to the work to be performed at Town Hall, this project scope will also include necessary access improvements at the Fort Bragg Police Department as well as reconstructing the bio solids dryer building at the City's wastewater treatment plant. These activities are funded through the City's General Fund revenue and the Municipal Improvement District Wastewater Enterprise fund.

Project Status	Priority: NONE
----------------	---

Project is currently in the design phase. The professional services agreement with Calpo Hom & Dong has been executed and they have been issued a notice to proceed. The design is expected to be completed within the first quarter of 2024.

Project Cost Details					
----------------------	--	--	--	--	--

Funding Source(s):	ACTIVITY				
	Prof. Services	Constuction	Const. Support	Other	Total
ISF, WW	\$ 40,760	\$ 309,240			\$ 350,000
					\$ -
					\$ -
					\$ -
Total Project Cost:	\$ 40,760	\$ 309,240	\$ -	\$ -	\$ 350,000

Operating Impact of Project								
-----------------------------	--	--	--	--	--	--	--	--

Expenditure Line Item:	Prior Year	Fiscal Year						Total
		23-24	24-25	25-26	26-27	27-28	Future	
Personnel Costs		\$ 2,000	\$ 3,000					\$ 5,000
Maintenance & Repair			\$ 250	\$ 250	\$ 250	\$ 250	\$ 250	\$ 1,250
Extra			\$ 125	\$ 125	\$ 125	\$ 125	\$ 125	\$ 625
Total Operating Impact	\$ -	\$ 2,000	\$ 3,375	\$ 375	\$ 375	\$ 375	\$ 375	\$ 6,875

CIP PROJECT DETAILS: WASTEWATER ENTERPRISE

Project: MAIN ST. FIRE STATION REHAB

Category:	Municipal Facilities
Department:	Public Works
Task Code:	PWP 00123
Fund:	
Funding Source(s):	CDBG
Est. Project Costs:	\$2,218,000.00
Est. Completion Date:	FY 25/26
Project Lead:	Alfredo Huerta



Project Description

In March 2007, the City completed a Public Facilities Master Plan. As a part of the master plan, a preliminary structural analysis of the Main Street Fire Station was completed, with findings and recommendations incorporated into the report. This analysis identified numerous deficiencies in the Fire Station and the risk of structural damage in the event of a major earthquake. The report estimated that making necessary seismic upgrades to the north wing would cost about \$175 per square foot; the south wing would cost about \$50 per square foot and the newer middle section costs would be about \$20 per square foot. As a follow up to the Facilities Master Plan, the City secured a Community Development Block Grant to complete a more extensive evaluation of the structure and foundation to more specifically identify structural fixes to bring the building to current standards. I.L. Welty & Associates completed the structural review and provided recommendations as well as estimates for repair. This work was completed in March 2009 and includes recommendations and estimates. Under a separate contract with I.L. Welty & Associates, the Fire JPA authorized preparation of plans and specifications for construction of Fire Station improvements as outlined within the master plan and follow up structural evaluation. A funding source is yet to be identified.

Project Status	Priority:	NONE
-----------------------	------------------	-------------

Project currently in the design phase; professional services agreement with Gutierrez/Associates Architects executed in October 2022. They have completed an analysis report that included recommendations to build new instead of rehabilitating existing structures. The City has met with all parties involved and will provide direction to the architects.

Project Cost Details

Funding Source(s):	ACTIVITY				
	Prof. Services	Constuction	Const. Support	Other	Total
Unidentified Fund		\$ 2,015,000			\$ 2,015,000
CDBG Design Project	\$ 203,000				\$ 203,000
					\$ -
					\$ -
Total Project Cost:	\$ 203,000	\$ 2,015,000	\$ -	\$ -	\$ 2,218,000

Operating Impact of Project

Expenditure Line Item:	Prior Year	Fiscal Year						Total
		23-24	24-25	25-26	26-27	27-28	Future	
Personnel Costs								\$ -
Maintenance & Repair								\$ -
Extra								\$ -
Total Operating Impact	\$ -	\$ -	\$ -	\$ -	\$ -	\$ -	\$ -	\$ -

CIP PROJECT DETAILS: WASTEWATER ENTERPRISE

Project: POLICE DEPT. ROOF REPLACEMENT - SOLAR

Category:	Municipal Facilities
Department:	Public Works
Task Code:	PWP
Fund:	ISF
Funding Source(s):	ISF- Facilities
Est. Project Costs:	\$70,000.00
Est. Completion Date:	FY 25/26
Project Lead:	Undetermined



Project Description

Based on an expected 30 year life-cycle for roofs, the Police Department roof is ready for replacement in FY 24/25. this project is expected to include PV panels.

Project Status	Priority:	MEDIUM
-----------------------	------------------	---------------

Design expected summer 2023 for completion on the project in late fall.

Project Cost Details

Funding Source(s):	ACTIVITY				
	Prof. Services	Constuction	Const. Support	Other	Total
Internal Service Funds		\$ 80,000			\$ 80,000
					\$ -
					\$ -
					\$ -
Total Project Cost:	\$ -	\$ 80,000	\$ -	\$ -	\$ 80,000

Operating Impact of Project

Expenditure Line Item:	Prior Year	Fiscal Year						Total
		23-24	24-25	25-26	26-27	27-28	Future	
Personnel Costs		\$ 2,000	\$ 2,500					\$ 4,500
Maintenance & Repair		\$ 200	\$ 200	\$ 200	\$ 200	\$ 200	\$ 200	\$ 1,200
Extra		\$ 100	\$ 100	\$ 100	\$ 100	\$ 100	\$ 100	\$ 600
Total Operating Impact	\$ -	\$ 2,300	\$ 2,800	\$ 300	\$ 300	\$ 300	\$ 300	\$ 6,300

CIP PROJECT DETAILS: WASTEWATER ENTERPRISE

Project:	CORPORATION YARD ROOF REPLACEMENT
-----------------	--

Category:	Municipal Facilities
Department:	Public Works
Task Code:	PWP 00128
Fund:	
Funding Source(s):	ISF- Facilities
Est. Project Costs:	\$110,000
Est. Completion Date:	FY 23/24
Project Lead:	Chantell O'Neal

Project Description

The Roof has expired its original lifespan. Acquiring new one.

Project Status	Priority:	MEDIUM
-----------------------	------------------	---------------

RFP Published

Project Cost Details					
-----------------------------	--	--	--	--	--

Funding Source(s):	ACTIVITY				
	Prof. Services	Constuction	Const. Support	Other	Total
Internal Service Funds		\$ 110,000			\$ 110,000
					\$ -
					\$ -
					\$ -
Total Project Cost:	\$ -	\$ 110,000	\$ -	\$ -	\$ 110,000

Operating Impact of Project								
------------------------------------	--	--	--	--	--	--	--	--

Expenditure Line Item:	Prior Year	Fiscal Year						Total
		23-24	24-25	25-26	26-27	27-28	Future	
Personnel Costs		\$ 2,500	\$ 2,500					\$ 5,000
Maintenance & Repair		\$ 150	\$ 150	\$ 150	\$ 150	\$ 150	\$ 150	\$ 900
Extra		\$ 100	\$ 100	\$ 100	\$ 100	\$ 100	\$ 100	\$ 600
Total Operating Impact	\$ -	\$ 2,750	\$ 2,750	\$ 250	\$ 250	\$ 250	\$ 250	\$ 6,500

CIP PROJECT DETAILS: WASTEWATER ENTERPRISE

Project: Bainbridge Park Improvements

Category:	Parks & Community Services
Department:	PW/CDD/PD
Task Code:	PWP 00123
Fund:	419
Funding Source(s):	Internal Services Fund; Transient Occupancy Tax; Assest Forfeiture; U/I
Est. Project Costs:	\$697,000.00
Est. Completion Date:	FY 24/25
Project Lead:	Chantell O'Neal



Project Description

This is a collaborative project for Public Works with support from Community Development and Police Departments. The project's purpose is to restore the "family friendly" environment at Bainbridge Park. Previously, the following improvements were accomplished: restoring the tennis court, restore the basketball court, add decorative fencing, and two new artificial turf soccer courts. The next phase will be the full rehabilitation of the Wiggly Giggly playground and playground surfacing. Creation of bid documents, construction, and construction management is pending securing funding.

Project Status	Priority:	NONE
-----------------------	------------------	-------------

The first portion of the Master Plan improvements was completed in late 2017. Improvements included: an expanded basketball court, re-surfaced tennis court, a new perimeter fence and landscaping upgrades. Funds for the soccer fields were allocated in FY 2021/22 with a combination of Per Capita grant funding, Asset Forfeiture, TOT for fields, and ISF- Facilities.

Project Cost Details

Funding Source(s):	ACTIVITY				
	Prof. Services	Constuction	Const. Support	Other	Total
U/I		\$ 697,000			\$ 697,000
					\$ -
					\$ -
					\$ -
Total Project Cost:	\$ -	\$ 697,000	\$ -	\$ -	\$ 697,000

Operating Impact of Project

Expenditure Line Item:	Prior Year	Fiscal Year						Total
		23-24	24-25	25-26	26-27	27-28	Future	
Personnel Costs		\$ 2,700	\$ 3,000					\$ 5,700
Maintenance & Repair		\$ 600	\$ 600	\$ 600	\$ 600	\$ 600	\$ 600	\$ 3,600
Extra		\$ 200	\$ 200	\$ 200	\$ 200	\$ 200	\$ 200	\$ 1,200
Total Operating Impact	\$ -	\$ 3,500	\$ 3,800	\$ 800	\$ 800	\$ 800	\$ 800	\$ 10,500

CIP PROJECT DETAILS: WASTEWATER ENTERPRISE

Project: 2023/24 Streets Rehabilitation

Category:	Street Maintenance
Department:	Public Works
Task Code:	PWP 00120
Fund:	
Funding Source(s):	Street Sales Tax & LPP
Est. Project Costs:	\$3,105,130.00
Est. Completion Date:	FY 23/24
Project Lead:	Undetermined



Project Description

This project will rehabilitate pavement of up to 8 streets throughout the City and incorporates the previously programmed street striping project, bollard installation, and crosswalk rehabilitation in the downtown pedestrian core. Since this streets project includes rehab of much of Franklin Street including the Central Business District corridor and striping, the stamped crosswalks project previously programmed in the 5 year CIP look ahead needed to be including into the scope. Rehabilitating the stamped asphalt crosswalks in downtown will ensure their long-term viability. Many of the cross walks were laste rehabilitated in 2012 and are now showing signs of wear and are ready for another round of rehabilitation. The project is funded with a combination of sources including the Local Partnership Program (LPP) of SB-1 (\$600,000) and D1 RSTP (\$206,405) Street Sales Tax (\$1,270,595), Coronavirus Response and Relief Supplemental Appropriations Act of 2021 (CRRSAA, HR 133) (\$162,000), Water/Wastewater Enterprise (\$361,000), HSIP (\$248,130)

Project Status	Priority: NONE
-----------------------	-----------------------

City Council approved a contract in the amount \$175,000 with R.E.Y. Engineers Inc to design the project. A change order to incorporate additional stormdrain work, a water and wastewater main replacement and additional surfacing was added increasing this contract by \$82,000 to a current amount of \$257,000. The design phase is projected to be completed July 29, 2022, so the project can be bid in August.

Project Cost Details

Funding Source(s):	ACTIVITY				
	Prof. Services	Constuction	Const. Support	Other	Total
250- Special Sales Tax	\$ 257,000	\$ 1,270,595			\$ 1,527,595
LPP- Grant		\$ 600,000			\$ 600,000
D1- Grant		\$ 206,405			\$ 206,405
CRSAA		\$ 162,000			\$ 162,000
Water Ent		\$ 180,500			\$ 180,500
Wastewater Ent		\$ 180,500			\$ 180,500
HSIP		\$ 248,130			\$ 248,130
Total Project Cost:	\$ 257,000	\$ 2,848,130	\$ -	\$ -	\$ 3,105,130

Operating Impact of Project

Expenditure Line Item:	Prior Year	Fiscal Year						Total
		23-24	24-25	25-26	26-27	27-28	Future	
Personnel Costs	\$ 2,800	\$ 8,000	\$ 2,500					\$ 13,300
Supplies & Materials								\$ -
Maintenance & Repair								\$ -
Extra								\$ -
Total Operating Impact	\$ 2,800	\$ 8,000	\$ 2,500	\$ -	\$ -	\$ -	\$ -	\$ 13,300

CIP PROJECT DETAILS: WASTEWATER ENTERPRISE

Project: Systematic Improvements at Unsignalized

Category:	Street Maintenance
Department:	Public Works
Task Code:	PWP
Fund:	421
Funding Source(s):	HSIP/Local
Est. Project Costs:	\$91,600.00
Est. Completion Date:	FY 26/27
Project Lead:	Undetermined

Project Description

Install or upgrade larger or additional stop signs or other intersection warning and regulatory signs, install or upgrade pedestrian crossings with enhanced safety features including RRFBs. *Using HSIP Funds*

Project Status	Priority:	NONE
-----------------------	------------------	-------------

[Expand as needed]

Project Cost Details

Funding Source(s):	ACTIVITY				
	Prof. Services	Constuction	Const. Support	Other	Total
	\$ 5,000	\$ 91,600	\$ 6,000		\$ 102,600
					\$ -
					\$ -
					\$ -
Total Project Cost:	\$ 5,000	\$ 91,600	\$ 6,000	\$ -	\$ 102,600

Operating Impact of Project

Expenditure Line Item:	Prior Year	Fiscal Year						Total
		23-24	24-25	25-26	26-27	27-28	Future	
Personnel Costs	\$ 800	\$ 1,200	\$ 2,000					\$ 4,000
Maintenance & Repair		\$ 250	\$ 250	\$ 250	\$ 250	\$ 250	\$ 250	\$ 1,500
Extra		\$ 125	\$ 125	\$ 125	\$ 125	\$ 125	\$ 125	\$ 750
Total Operating Impact	\$ 800	\$ 1,575	\$ 2,375	\$ 375	\$ 375	\$ 375	\$ 375	\$ 6,250

CIP PROJECT DETAILS: WASTEWATER ENTERPRISE

Project: 2025 Pavement Preservation Project

Category:	Street Maint. & Traffic Safety
Department:	Public Works
Task Code:	PWP
Fund:	
Funding Source(s):	LPP/Local
Est. Project Costs:	\$2,702,000.00
Est. Completion Date:	FY 27/28
Project Lead:	Chantell O'Neal

Project Description

The City of Fort Bragg has identified 36 street segments equivalent to 6.4 miles of City Street. The work will consist of a 2" AC overlay, microsurfacing with digouts, a slurry seal w/ crack seal, and rehabbed with a thick mill and overlay throughout the City Streets. Also the addition of 6 new ADA curb ramps.

Project Status	Priority:	NONE
-----------------------	------------------	-------------

[Expand as needed]

Project Cost Details

Funding Source(s):	ACTIVITY				
	Prof. Services	Constuction	Const. Support	Other	Total
LPP- SB1		\$ 400,000			\$ 400,000
Local	\$ 228,000	\$ 2,069,000		\$ 5,000	\$ 2,302,000
					\$ -
					\$ -
Total Project Cost:	\$ 228,000	\$ 2,469,000	\$ -	\$ 5,000	\$ 2,702,000

Operating Impact of Project

Expenditure Line Item:	Prior Year	Fiscal Year						Total
		23-24	24-25	25-26	26-27	27-28	Future	
Personnel Costs		\$ 4,000	\$ 3,300					\$ 7,300
Maintenance & Repair		\$ 300	\$ 300	\$ 300	\$ 300	\$ 300	\$ 300	\$ 1,800
Extra		\$ 150	\$ 150	\$ 150	\$ 150	\$ 150	\$ 150	\$ 900
Total Operating Impact	\$ -	\$ 4,450	\$ 3,750	\$ 450	\$ 450	\$ 450	\$ 450	\$ 10,000

CIP PROJECT DETAILS: WASTEWATER ENTERPRISE

Project: Desalination- Ocean Intake- Pilot Project

Category:	Water Enterprise
Department:	Public Works
Task Code:	WTR 00025
Fund:	610
Funding Source(s):	DWR
Est. Project Costs:	\$1,490,000
Est. Completion Date:	FY 23/24
Project Lead:	Undetermined

Project Description

Wave powered desalination buoy company contacted the City in 2022 to discuss an opportunity for the City to complete a pilot project. This work will require a number of studies and discussions with regulatory agencies, making sure they receive the information needed to deploy the pilot buoy.

Project Status	Priority:	NONE
-----------------------	------------------	-------------

Consultants are completing the preparation to begin required studies and CEQA analysis.

Project Cost Details

Funding Source(s):	ACTIVITY				
	Prof. Services	Constuction	Const. Support	Other	Total
615- Water Enterprise	\$ 500,000	\$ 800,000	\$ 200,000		\$ 1,500,000
					\$ -
Total Project Cost:	\$ 500,000	\$ 800,000	\$ 200,000	\$ -	\$ 1,500,000

Operating Impact of Project

Expenditure Line Item:	Prior Year	Fiscal Year						Total
		23-24	24-25	25-26	26-27	27-28	Future	
Personnel Costs		\$ 25,000	\$ 30,000					\$ 55,000
Supplies & Material			\$ 10,000					\$ 10,000
Maintenance & Repair								\$ -
Extra								\$ -
Total Operating Impact	\$ -	\$ 25,000	\$ 40,000	\$ -	\$ -	\$ -	\$ -	\$ 65,000

CIP PROJECT DETAILS: WASTEWATER ENTERPRISE

Project:		Water Treatment Plant Overhaul						
Category:	Water Enterprise							
Department:	Public Works							
Task Code:	TBD 00092							
Fund:	651							
Funding Source(s):	SRF							
Est. Project Costs:	\$11,100,000							
Est. Completion Date:	FY 24/25							
Project Lead:	Undetermined							
Project Description								
<p>For the past 35 years, two Microfloc Trident 420c units have clarified and filtered the City's water. In 1998, the filter media was replaced and in 2006 clarifier media was added. The units are worn and in need of replacement. Over the years, Microfloc has made several improvements to the design, to make the units more efficient and capable of achieving better filtration, as well as to conserve water. Items included in this overhaul are: increase the filter to waste pipe size (this will allow filters to stay in compliance during operational problems), replace filter media, replace-upgrade filter underdrain, filter wash system, replace clarifier media, replace air manifold, water inlet headers, and sandblast and paint the units.</p> <p>Design complete FY 22/23. Construction will begin summer 2023. In addition to rehabilitating the water plant, the raw water ponds will be lined to eliminate seepage and an old clarifier will be demolished to open up some space on the site."</p>								
Project Status					Priority:	NONE		
Design complete, waiting for executed agreement from SRF.								
Project Cost Details								
Funding Source(s):	ACTIVITY					Total		
	Prof. Services	Constuction	Const. Support	Other				
615- Water Enterprise	\$ 426,000	\$ 10,100,000	\$ 1,000,000		\$ 11,526,000			
					\$ -			
					\$ -			
					\$ -			
					\$ -			
					\$ -			
					\$ -			
					\$ -			
					\$ -			
Total Project Cost:	\$ 426,000	\$ 10,100,000	\$ 1,000,000	\$ -	\$ 11,526,000			
Operating Impact of Project								
Expenditure Line Item:	Prior Year	Fiscal Year					Total	
		23-24	24-25	25-26	26-27	27-28		Future
Personnel Costs	\$ 2,000	\$ 25,000	\$ 35,000	\$ 4,000	\$ 2,500	\$ 2,500	\$ 4,000	\$ 75,000
Supplies & Material		\$ 1,000	\$ 1,000	\$ 1,000	\$ 1,000	\$ 1,000	\$ 1,000	\$ 6,000
Maintenance & Repair		\$ 1,200	\$ 1,200	\$ 1,200	\$ 1,200	\$ 1,200	\$ 1,200	\$ 7,200
Extra		\$ 250	\$ 250	\$ 250	\$ 250	\$ 250	\$ 250	\$ 1,500
Total Operating Impact	\$ 2,000	\$ 27,450	\$ 37,450	\$ 6,450	\$ 4,950	\$ 4,950	\$ 6,450	\$ 89,700

CIP PROJECT DETAILS: WASTEWATER ENTERPRISE

Project: Pudding Creek Water Main Relocation

Category:	Water Enterprise
Department:	Public Works
Task Code:	TBD
Fund:	651
Funding Source(s):	Water Enterprise
Est. Project Costs:	\$912,000.00
Est. Completion Date:	FY 23/24
Project Lead:	Undetermined



Project Description

The pipeline providing treated water to the north side of town is currently located on the remains of Georgia Pacific's Pudding Creek Dam. To eliminate the on-going risk to the water main presented by a compromised dam, the water main will be relocated to the nearby Highway 1 (N. Main Street) bridge over Pudding Creek. The water main design is currently underway, and the City is coordinating with Caltrans to accommodate the relocation as part of the future widening of the bridge, to be completed in 2022. CalTrans has included the necessary supports for the new water main in their bridge plans, along with the relocation of our sewer force main, however, the City will need to provide funding from the Water Enterprise Fund for the actual construction of the pipeline.

Project Status	Priority:	HIGH
-----------------------	------------------	-------------

The project is in the design phase. Construction is anticipated in 2022 when Caltrans widens the Pudding Creek Bridge.


Project Cost Details

Funding Source(s):	ACTIVITY				
	Prof. Services	Constuction	Const. Support	Other	Total
615- Water Enterprise	\$ 102,000	\$ 812,000			\$ 914,000
					\$ -
Total Project Cost:	\$ 102,000	\$ 812,000	\$ -	\$ -	\$ 914,000

Operating Impact of Project

Expenditure Line Item:	Prior Year	Fiscal Year						Total
		23-24	24-25	25-26	26-27	27-28	Future	
Personnel Costs	\$ 5,000	\$ 5,000	\$ 5,000	\$ 5,000	\$ 5,000	\$ 5,000	\$ 5,000	\$ 35,000
Supplies & Material	\$ 200	\$ 200	\$ 200	\$ 200	\$ 200	\$ 200	\$ 200	\$ 1,400
Maintenance & Repair		\$ 250	\$ 250	\$ 250	\$ 250	\$ 250	\$ 250	\$ 1,500
Extra		\$ 150	\$ 150	\$ 150	\$ 150	\$ 150	\$ 150	\$ 900
Total Operating Impact	\$ 5,200	\$ 5,600	\$ 5,600	\$ 5,600	\$ 5,600	\$ 5,600	\$ 5,600	\$ 38,800

CIP PROJECT DETAILS: WASTEWATER ENTERPRISE

Project:		Raw Water Line- All Phases
Category:	Water Enterprise	
Department:	Public Works	
Task Code:	TBD	
Fund:	610	
Funding Source(s):	DWR	
Est. Project Costs:	\$8,800,000.00	
Est. Completion Date:	FY 23/24	
Project Lead:	Undetermined	

Project Description

The City of Fort Bragg receives its water from three sources: Waterfall Gulch, Newman Gulch, and the Noyo River. The raw water from Waterfall Gulch and Newman Gulch gravity flows through a transmission system of PVC, asbestos cement, ductile iron and steel pipe to the Water Treatment Plant. Much of this transmission line traverses steep, remote, and environmentally sensitive terrane, and has been in place for decades. Failures are more and more common, and it is essential that all of the City's transmission lines remain operational.

The engineering design includes over two miles of pipeline that will either replace or relocate the existing system to a less environmentally sensitive location, and is nearing completion. The plans are being developed to allow for construction in up to four segments, depending on the amount of funding initially available. The approved design will involve significant environmental permitting, and there will likely be timber harvest associated with some portions, including the area between Summers Lane Reservoir and the Noyo River that is owned by Lyme Redwood Timberlands. The plans will also include lining of the Noyo River crossing in order to extend its life without disturbance to the channel.

Project Status		Priority:	HIGH
-----------------------	--	------------------	-------------

Project design is almost complete and the permitting process is just beginning. Construction is anticipated in FY 2022-2023.

Project Cost Details

Funding Source(s):	ACTIVITY				
	Prof. Services	Constuction	Const. Support	Other	Total
615- Water Enterprise	\$ 680,000	\$ 8,200,000	\$ 600,000		\$ 9,480,000
					\$ -
					\$ -
Total Project Cost:	\$ 680,000	\$ 8,200,000	\$ 600,000	\$ -	\$ 9,480,000

Operating Impact of Project

Expenditure Line Item:	Prior Year	Fiscal Year						Total
		23-24	24-25	25-26	26-27	27-28	Future	
Personnel Costs	\$ 1,000	\$ 1,500	\$ 1,200	\$ 1,200	\$ 1,200	\$ 1,200	\$ 1,200	\$ 8,500
Supplies & Material		\$ 200	\$ 200	\$ 200	\$ 200	\$ 200	\$ 200	\$ 1,200
Maintenance & Repair	\$ 250	\$ 500	\$ 1,000	\$ 1,000	\$ 1,000	\$ 1,000	\$ 1,000	\$ 5,750
Extra	\$ 150	\$ 150	\$ 150	\$ 150	\$ 150	\$ 150	\$ 150	\$ 1,050
Total Operating Impact	\$ 1,400	\$ 2,350	\$ 2,550	\$ 2,550	\$ 2,550	\$ 2,550	\$ 2,550	\$ 16,500

CIP PROJECT DETAILS: WASTEWATER ENTERPRISE

Project: RAW WATER RESERVOIRS- 135 AF	
Category:	Water Enterprise
Department:	Public Works
Task Code:	WTR 00024
Fund:	651
Funding Source(s):	Water Enterprise
Est. Project Costs:	\$14,000,000.00
Est. Completion Date:	FY 23/24
Project Lead:	Undetermined



Project Description

Raw water from the different sources is temporarily stored in two raw water ponds to supply the water treatment plant. This temporary storage helps smooth out the difference between the quantity of incoming raw water and the treatment plant operational needs.

These raw water ponds are unlined. Water seepage out from the water ponds is too high in a time when extended droughts have become a regular occurrence. Temporary plugs can be used in the interim. However, a comprehensive lining of ponds is the only way to ensure all of the potential source leaks have been addressed. The ponds will be lined and rehabilitated to eliminate this significant loss of raw water.

Costs for this work are based on the lining costs for the Summers Lane Reservoir.

Project Status		Priority:	HIGH
Studies are underway to identify placement or reservoirs and other related infrastructure.			

Project Cost Details					
Funding Source(s):	ACTIVITY				
	Prof. Services	Constuction	Const. Support	Other	Total
615- Water Enterprise	\$ 1,000,000	\$ 12,000,000	\$ 1,000,000		\$ 14,000,000
					\$ -
Total Project Cost:	\$ 1,000,000	\$ 12,000,000	\$ 1,000,000	\$ -	\$ 14,000,000

Operating Impact of Project								
		Fiscal Year						
Expenditure Line Item:	Prior Year	23-24	24-25	25-26	26-27	27-28	Future	Total
Personnel Costs	\$ 12,000	\$ 25,000	\$ 25,000					\$ 62,000
Supplies & Material		\$ 250	\$ 250	\$ 250	\$ 250	\$ 250	\$ 250	\$ 1,500
Maintenance & Repair		\$ 300	\$ 300	\$ 300	\$ 300	\$ 300	\$ 300	\$ 1,800
Extra		\$ 100	\$ 100	\$ 100	\$ 100	\$ 100	\$ 100	\$ 600
Total Operating Impact	\$ 12,000	\$ 25,650	\$ 25,650	\$ 650	\$ 650	\$ 650	\$ 650	\$ 65,900

CIP PROJECT DETAILS: WASTEWATER ENTERPRISE

Project: WATER METER REPLACEMENT

Category:	Water Enterprise
Department:	Public Works
Task Code:	WTR 00020
Fund:	610
Funding Source(s):	Water Enterprise
Est. Project Costs:	\$2,800,000.00
Est. Completion Date:	FY 23/24
Project Lead:	Diane

Project Description

This project will replace and upgrade water meters throughout town. The current water meters were installed in 2007 with a 10 to 15 year lifespan. Replacement meters will measure water more precisely allowing for improved leak detection. Remote control of the meters will permit more timely response to water service turn-on and turn-offs.

Project Status		Priority:	HIGH
-----------------------	--	------------------	-------------

Contractor has installed about 10% of the water meters to date. Anticipating project completion late 2023.

Project Cost Details

Funding Source(s):	ACTIVITY				
	Prof. Services	Constuction	Const. Support	Other	Total
U/I		\$ 2,600,000	\$ 250,000		\$ 2,850,000
					\$ -
Total Project Cost:	\$ -	\$ 2,600,000	\$ 250,000	\$ -	\$ 2,850,000

Operating Impact of Project

Expenditure Line Item:	Prior Year	Fiscal Year						Total
		23-24	24-25	25-26	26-27	27-28	Future	
Personnel Costs		\$ 25,000	\$ 45,000	\$ 20,000				\$ 90,000
Supplies & Material		\$ 250	\$ 250	\$ 250	\$ 250	\$ 250	\$ 250	\$ 1,500
Maintenance & Repair		\$ 275	\$ 275	\$ 275	\$ 275	\$ 275	\$ 275	\$ 1,650
Extra		\$ 100	\$ 100	\$ 100	\$ 100	\$ 100	\$ 100	\$ 600
Total Operating Impact	\$ -	\$ 25,625	\$ 45,625	\$ 20,625	\$ 625	\$ 625	\$ 625	\$ 93,750

CIP PROJECT DETAILS: WASTEWATER ENTERPRISE

Project: Recycled Water- Design

Category:	Water Enterprise
Department:	Public Works
Task Code:	WTR 00026
Fund:	610
Funding Source(s):	BOR
Est. Project Costs:	\$500,000.00
Est. Completion Date:	FY 25/26
Project Lead:	Undetermined

Project Description

Add a tertiary treatment after the secondary treatment within the Wastewater Treatment Plant. Increasing the WW effluent cleanliness through direct/indirect re-use.

Project Status	Priority:	MEDIUM
-----------------------	------------------	---------------

Working on design funding application.

Project Cost Details

Funding Source(s):	ACTIVITY				
	Prof. Services	Constuction	Const. Support	Other	Total
615- Water Enterprise	\$ 500,000				\$ 500,000
					\$ -
Total Project Cost:	\$ 500,000	\$ -	\$ -	\$ -	\$ 500,000

Operating Impact of Project

Expenditure Line Item:	Prior Year	Fiscal Year						Total
		23-24	24-25	25-26	26-27	27-28	Future	
Personnel Costs		\$ 1,000	\$ 1,000					\$ 2,000
Supplies & Material								\$ -
Maintenance & Repair								\$ -
Extra								\$ -
Total Operating Impact	\$ -	\$ 1,000	\$ 1,000	\$ -	\$ -	\$ -	\$ -	\$ 2,000

CIP PROJECT DETAILS: WASTEWATER ENTERPRISE

Project: Water Tank #1 Replacement

Category:	Water Enterprise
Department:	Public Works
Task Code:	TBD
Fund:	651
Funding Source(s):	UI
Est. Project Costs:	\$2,000,000
Est. Completion Date:	FY 26/27
Project Lead:	Undetermined



Project Description

This project will replace the remaining water tank that has reached the end of its useful life. In addition to providing valuable storage of finished water, it will also allow for the periodic drainage of each of the three tanks in the City's water treatment system for regular maintenance of each tank's interior.

Project Status		Priority:	LOW
-----------------------	--	------------------	------------

Beyond CIP

Project Cost Details

Funding Source(s):	ACTIVITY				
	Prof. Services	Constuction	Const. Support	Other	Total
Unidentified	\$ 250,000	\$ 2,000,000			\$ 2,250,000
					\$ -
Total Project Cost:	\$ 250,000	\$ 2,000,000	\$ -	\$ -	\$ 2,250,000

Operating Impact of Project

Expenditure Line Item:	Prior Year	Fiscal Year						Total
		23-24	24-25	25-26	26-27	27-28	Future	
Personnel Costs								\$ -
Supplies & Material								\$ -
Maintenance & Repair								\$ -
Extra								\$ -
Total Operating Impact	\$ -	\$ -	\$ -	\$ -	\$ -	\$ -	\$ -	\$ -

CIP PROJECT DETAILS: WASTEWATER ENTERPRISE

Project: Collection System Rehabilitation

Category:	Wastewater Enterprise
Department:	Public Works
Task Code:	WW 00016
Fund:	715
Funding Source(s):	Wastewater
Est. Project Costs:	\$750,000.00
Est. Completion Date:	FY 23/24
Project Lead:	Undetermined

Project Description

The City has an on-going program to rehabilitate or repair sewer mains that are failing when leak repairs have become chronic or a significant source of infiltration and inflow (I & I) has been identified. These projects involve the replacement of major portions of failing infrastructure and are considered capital projects rather than ordinary repair or maintenance activities. These projects are generally performed every two years. They utilize technologies that reline the interior of the sewer pipe with minimum disturbance to the surface of overlying streets and alleys. The project will include a full assesment of the collection system. It will review bottle necks, Inflow and infiltration locations within the system improved pipe replacement options.

Project Status	Priority:	HIGH
-----------------------	------------------	-------------

[Expand as needed]

Project Cost Details

Funding Source(s):	ACTIVITY				
	Prof. Services	Constuction	Const. Support	Other	Total
715- Wastewater	\$ 750,000				\$ 750,000
					\$ -
Total Project Cost:	\$ 750,000	\$ -	\$ -	\$ -	\$ 750,000

Operating Impact of Project

Expenditure Line Item:	Prior Year	Fiscal Year					Future	Total
		23-24	24-25	25-26	26-27	27-28		
Personnel Costs								
Supplies & Material								
Maintenance & Repair								
Extra								
Total Operating Impact								

CIP PROJECT DETAILS: WASTEWATER ENTERPRISE

Project: Pudding Creek Sewer Main Relocation

Category:	Wastewater Enterprise
Department:	Public Works
Task Code:	WWP
Fund:	716
Funding Source(s):	UI
Est. Project Costs:	\$1,900,000.00
Est. Completion Date:	FY 24/25
Project Lead:	Undetermined

Project Description

Extend Sewer Main from Airport Road (DOT Building) to edge of City Limits North

Project Status		Priority:	MEDIUM
-----------------------	--	------------------	---------------

Anticipating design work to be completed fall 2023.

Project Cost Details

Funding Source(s):	ACTIVITY				
	Prof. Services	Constuction	Const. Support	Other	Total
716- Wastewater	\$ 200,000	\$ 1,500,000	\$ 200,000		\$ 1,900,000
					\$ -
Total Project Cost:	\$ 200,000	\$ 1,500,000	\$ 200,000	\$ -	\$ 1,900,000

Operating Impact of Project

Expenditure Line Item:	Prior Year	Fiscal Year						Total
		23-24	24-25	25-26	26-27	27-28	Future	
Personnel Costs								\$ -
Supplies & Material								\$ -
Maintenance & Repair								\$ -
Extra								\$ -
Extra								\$ -
Total Operating Impact	\$ -	\$ -	\$ -	\$ -	\$ -	\$ -	\$ -	\$ -

CIP PROJECT DETAILS: WASTEWATER ENTERPRISE

Project: Onsite Sodium Hypochlorite Generator

Category:	Wastewater Enterprise
Department:	Public Works
Task Code:	TBD
Fund:	
Funding Source(s):	
Est. Project Costs:	\$300,000
Est. Completion Date:	FY 23/24
Project Lead:	Undetermined

Project Description

This project will reduce cost per gallon on product and reduce GHG by eliminating hauling of chemical.

Project Status		Priority:	MEDIUM
-----------------------	--	------------------	---------------

Equipment has been ordered. Installation to follow.

Project Cost Details

Funding Source(s):	ACTIVITY				
	Prof. Services	Constuction	Const. Support	Other	Total
716- Wastewater		\$ 270,000	\$ 30,000		\$ 300,000
					\$ -
Total Project Cost:	\$ -	\$ 270,000	\$ 30,000	\$ -	\$ 300,000

Operating Impact of Project

Expenditure Line Item:	Prior Year	Fiscal Year						Total
		23-24	24-25	25-26	26-27	27-28	Future	
Personnel Costs		\$ 3,000	\$ 2,500	\$ 2,500	\$ 2,500	\$ 2,500	\$ 2,500	\$ 15,500
Supplies & Material		\$ 500	\$ 300	\$ 300	\$ 300	\$ 300	\$ 300	\$ 2,000
Maintenance & Repair		\$ 350	\$ 350	\$ 350	\$ 350	\$ 350	\$ 350	\$ 2,100
Extra		\$ 150	\$ 150	\$ 150	\$ 150	\$ 150	\$ 150	\$ 900
Extra								\$ -
Total Operating Impact	\$ -	\$ 4,000	\$ 3,300	\$ 3,300	\$ 3,300	\$ 3,300	\$ 3,300	\$ 20,500

CIP PROJECT DETAILS: WASTEWATER ENTERPRISE

Project: Elm Street Pump Station Header

Category:	Wastewater Enterprise
Department:	Public Works
Task Code:	WWP
Fund:	716
Funding Source(s):	Wastewater Enterprise
Est. Project Costs:	\$80,000.00
Est. Completion Date:	FY 23/24
Project Lead:	Undetermined

Project Description

The lift station was installed in 1971 and has served the community for over 50 years. This project consists of replacement of existing pipe header to continue operations of the pump station.

Project Status	Priority:	NONE
-----------------------	------------------	-------------

Quotes have been received for the project. Contractor is expected to be under contract July 2023.

Project Cost Details

Funding Source(s):	ACTIVITY				
	Prof. Services	Constuction	Const. Support	Other	Total
716- Wastewater		\$ 75,000			\$ 75,000
					\$ -
Total Project Cost:	\$ -	\$ 75,000	\$ -	\$ -	\$ 75,000

Operating Impact of Project

Expenditure Line Item:	Prior Year	Fiscal Year						Total
		23-24	24-25	25-26	26-27	27-28	Future	
Personnel Costs		\$ 2,500						\$ 2,500
Supplies & Material		\$ 200	\$ 200	\$ 200	\$ 200	\$ 200	\$ 200	\$ 1,200
Maintenance & Repair		\$ 250	\$ 250	\$ 250	\$ 250	\$ 250	\$ 250	\$ 1,500
Extra								\$ -
Total Operating Impact	\$ -	\$ 2,950	\$ 450	\$ 450	\$ 450	\$ 450	\$ 450	\$ 5,200

CIP PROJECT DETAILS: WASTEWATER ENTERPRISE

Project: Biosolids Storage Structure

Category:	Wastewater Enterprise
Department:	Public Works
Task Code:	WW 00016
Fund:	716
Funding Source(s):	WW
Est. Project Costs:	\$130,000.00
Est. Completion Date:	FY 23/24
Project Lead:	Undetermined

Project Description

Biosolids removed from the belt filter press require storage to reduce transport cost. This unit will provide much needed shelter for our solids.

Project Status	Priority:	MEDIUM
-----------------------	------------------	---------------

Installation of structure late 2023.

Project Cost Details

Funding Source(s):	ACTIVITY				
	Prof. Services	Constuction	Const. Support	Other	Total
716- Wastewater	\$ 2,500	\$ 125,000	\$ 2,500		\$ 130,000
					\$ -
Total Project Cost:	\$ 2,500	\$ 125,000	\$ 2,500	\$ -	\$ 130,000

Operating Impact of Project

Expenditure Line Item:	Prior Year	Fiscal Year						Total
		23-24	24-25	25-26	26-27	27-28	Future	
Personnel Costs		\$ 750	\$ 750	\$ 750	\$ 750	\$ 750	\$ 750	\$ 4,500
Supplies & Material		\$ 200	\$ 200	\$ 200	\$ 200	\$ 200	\$ 200	\$ 1,200
Maintenance & Repair		\$ 250	\$ 250	\$ 250	\$ 250	\$ 250	\$ 250	\$ 1,500
Extra								\$ -
Total Operating Impact	\$ -	\$ 1,200	\$ 1,200	\$ 1,200	\$ 1,200	\$ 1,200	\$ 1,200	\$ 7,200

CIP PROJECT DETAILS: WASTEWATER ENTERPRISE

Project: Dryer Building Reconstruction (WW)

Category:	Wastewater Enterprise
Department:	Public Works
Task Code:	WWP
Fund:	716
Funding Source(s):	Wastewater Enterprise
Est. Project Costs:	\$170,000.00
Est. Completion Date:	FY 22/23
Project Lead:	Undetermined

Project Description

The dryer building houses our biosolids dryer, reducing corrosion of the unit. The existing structure has been exposed to the elements for the past 35 years and is in need of replacement.

Project Status		Priority:	MEDIUM
-----------------------	--	------------------	---------------

Design engineer is under contract to complete plans and specifications.

Project Cost Details

Funding Source(s):	ACTIVITY				
	Prof. Services	Constuction	Const. Support	Other	Total
716- Wastewater	\$ 5,000	\$ 160,000	\$ 5,000		\$ 170,000
					\$ -
Total Project Cost:	\$ 5,000	\$ 160,000	\$ 5,000	\$ -	\$ 170,000

Operating Impact of Project

Expenditure Line Item:	Prior Year	Fiscal Year						Total
		23-24	24-25	25-26	26-27	27-28	Future	
Personnel Costs	\$ 750	\$ 750	\$ 750	\$ 750	\$ 750	\$ 750	\$ 4,500	\$ 9,000
Supplies & Material	\$ 200	\$ 200	\$ 200	\$ 200	\$ 200	\$ 200	\$ 1,200	\$ 2,400
Maintenance & Repair	\$ 250	\$ 250	\$ 250	\$ 250	\$ 250	\$ 250	\$ 1,500	\$ 3,000
Extra								\$ -
Total Operating Impact	\$ 1,200	\$ 1,200	\$ 1,200	\$ 1,200	\$ 1,200	\$ 1,200	\$ 7,200	\$ 14,400

CIP PROJECT DETAILS: WASTEWATER ENTERPRISE

Project: Trash Capture System

Category:	Stormwater Enterprise
Department:	Public Works
Task Code:	TBD
Fund:	
Funding Source(s):	Unidentified
Est. Project Costs:	\$1,500,000.00
Est. Completion Date:	FY 26/27
Project Lead:	Undetermined

Project Description

The City is planning to install twelve (12) high-flow capacity (HFC) trash capture devices inside of existing City storm drain infrastructure in response to Water Code Section 13383 Order, issued by the State Water Board in 2017. The HFC devices will capture and prevent trash from traveling via the storm drains to receiving water bodies. Trash in local watersheds poses a serious threat to surface water quality and aquatic species if transported to local creeks, rivers, or the Pacific Ocean. This project is in response to new State mandates that public storm water systems capture and divert litter/trash from entering the storm drain system to prevent the pollution of receiving waters in streams or the ocean. .

Project Status		Priority:	MEDIUM
-----------------------	--	------------------	---------------

[Expand as needed, It was all a dream]

Project Cost Details

Funding Source(s):	ACTIVITY				
	Prof. Services	Constuction	Const. Support	Other	Total
U/I	\$ 132,000	\$ 1,200,000	\$ 168,000		\$ 1,500,000
					\$ -
					\$ -
					\$ -
Total Project Cost:	\$ 132,000	\$ 1,200,000	\$ 168,000	\$ -	\$ 1,500,000

Operating Impact of Project

Expenditure Line Item:	Prior Year	Fiscal Year						Total
		23-24	24-25	25-26	26-27	27-28	Future	
Personnel Costs								\$ -
Supplies & Materials			\$ 2,066	\$ 2,134				\$ 4,200
Maintenance & Repair			\$ 3,099	\$ 3,201				\$ 6,300
Extra								\$ -
Total Operating Impact	\$ -	\$ -	\$ 5,165	\$ 5,335	\$ -	\$ -	\$ -	\$ 10,500

CIP PROJECT DETAILS: WASTEWATER ENTERPRISE

Project:	TRASH CANS CITY WIDE (FORT BRAGG ART AND BEAUTIFICATION PROJECT)
-----------------	---

Category:	Stormwater Enterprise
Department:	Public Works
Task Code:	TBD
Fund:	
Funding Source(s):	CLEAN CA GRANT
Est. Project Costs:	\$300,000.00
Est. Completion Date:	FY 23/24
Project Lead:	Chantell O'Neal

Project Description

Existing trash cans provide food for the birds which scatter trash can contents. The new cans will provide a secure bird proof enclosure, reducing discharge of solid waste to our ocean.

Project Status	Priority:	MEDIUM
-----------------------	------------------	---------------

New trash cans are in review and testing stage.

Project Cost Details					
-----------------------------	--	--	--	--	--

Funding Source(s):	ACTIVITY				
	Prof. Services	Constuction	Const. Support	Other	Total
CLEAN CA GRANT	\$ 10,000	\$ 280,000	\$ 10,000		\$ 300,000
					\$ -
					\$ -
Total Project Cost:	\$ 10,000	\$ 280,000	\$ 10,000	\$ -	\$ 300,000

Operating Impact of Project								
------------------------------------	--	--	--	--	--	--	--	--

Expenditure Line Item:	Prior Year	Fiscal Year						Total
		23-24	24-25	25-26	26-27	27-28	Future	
Personnel Costs		\$ 2,500						\$ 2,500
Supplies & Materials		\$ 100	\$ 100	\$ 100	\$ 100	\$ 100	\$ 100	\$ 600
Maintenance & Repair		\$ 250	\$ 250	\$ 250	\$ 250	\$ 250	\$ 250	\$ 1,500
Extra		\$ 100	\$ 100	\$ 100	\$ 100	\$ 100	\$ 100	\$ 600
Total Operating Impact	\$ -	\$ 2,950	\$ 450	\$ 450	\$ 450	\$ 450	\$ 450	\$ 5,200

CIP PROJECT DETAILS: WASTEWATER ENTERPRISE

