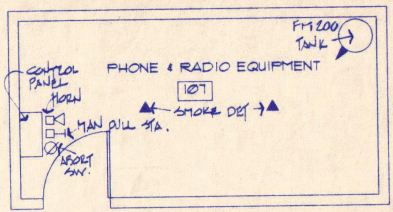
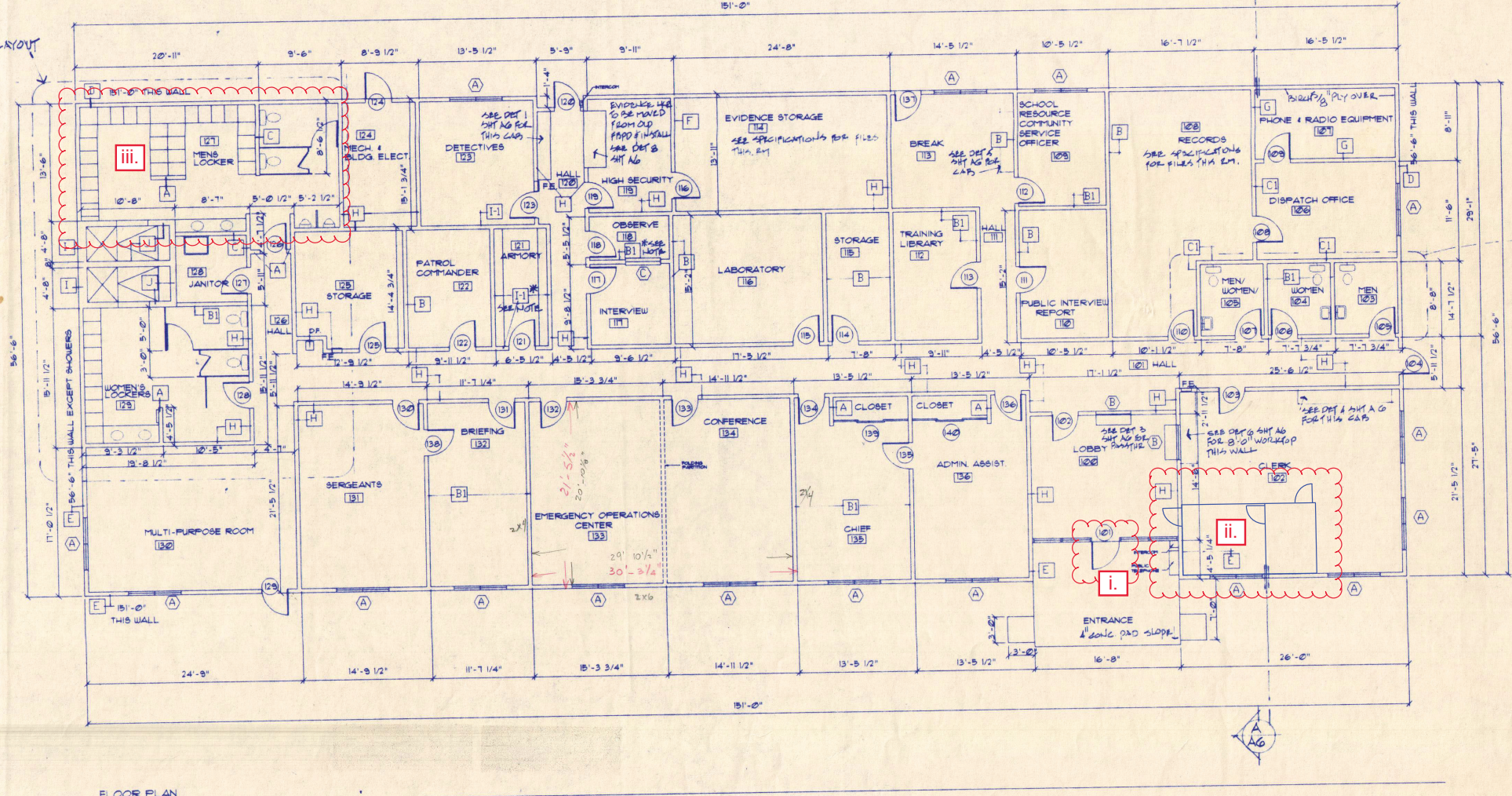


SEE SH NO FOR LAYOUT



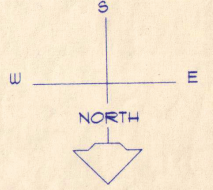
KIDDE-FRM WALL FM-200 FIRE SUPPRESSION SYSTEM SEE SPECIFICATIONS & INTREFACE W/ BLDG FIREALARM SYSTEM AND SHUT DOWN OF HVAC SYSTEM

SEE SH A10 FOR LAYOUT

FLOOR PLAN

Police Station Retrofit

- i. Replace existing entrance door with Americans with Disabilities Act (ADA) compliant door
- ii. Build new finger print station near entrance with electric lock/switch doors
- iii. Replace linoleum flooring at men's locker room



NOTES:

FE - FIRE EXTINGUISHER & CABINET
 * OBSERVE RM 118 TO HAVE 16 GA GALV SHY METAL W/ FOLDED BEAMS & HIDDEN PARTNER'S EA WALL AND BACK OF DOOR
 ARMORY RM 121 TO HAVE 5/8\"/>

REVISIONS	BY

PAUL DOUGLAS, Architect
 P.O. Box 1393 Mendocino, CA.
 937-3129

NEW FACILITY FOR
FORT BRAGG POLICE DEPARTMENT
 FORT BRAGG, CALIFORNIA

FLOOR PLAN AND DETAILS	
DATE:	4/26/95
SCALE:	1/8" = 1'-0"
DRAWN BY:	ALLISON BROUNE
	SANDY MURPHY
JOB:	POLICE/FLOORS (B)
SHEET:	APR 28 1995